


Samavesi

Intro to Pattern Making



Learn the basics of pattern making. In each class you'll construct your own basic pattern, learn ways to modify them, and understand how it all comes together. **All materials will be provided for you.**

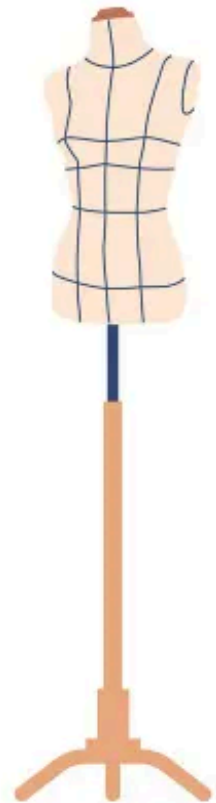



2 hour one-on-one classes

Take all classes for \$390 or sign up for individual classes

All materials provided;

- Your own personal binder with sleeves to hold patterns
- PDF of *Metric Pattern Cutting for Women's Wear*, Winifred Aldrich, 2011.
- Construction paper & tracing paper
- French ruler, regular ruler, measuring tape
- Pencil, eraser, sharpener
- Sharpie
- Half size dress form



Classes

★ Bodice **\$100**

- Understand how a basic bodice pattern works
- Learn how to modify basic blocks by charging darts
- Learn how to make a facing pattern

★ Skirt **\$100**

- Understand how a basic skirt pattern works
- Learn how to make a pleated skirt, mermaid skirt, gored skirt, and vent pleat skirt patterns
- Learn how to make a skirt band pattern

★ Sleeves **\$100**

- Understand how a basic sleeve pattern works
- Learn how to make a lantern sleeve, bishop sleeve, gathered cuff sleeve, and a flared sleeve patterns

★ Dress **\$100**

- Understand how a basic dress pattern works
- Learn how to make empire dress, princess dress, and gathered dress patterns

